



Series D Matrix Filter®

Harmonic Filters: High Performance & Compact Size

MTE Series D Matrix Filters meet the most stringent IEEE 519 requirements (5% THID) of removing harmonic current distortion on virtually any kind of six pulse rectifier supply. These power supplies are commonly found in three phase electronic equipment such as adjustable speed motor drives, welders, battery chargers, servo drives and other electronic equipment. Harmonic distortion has become an increasing concern for power companies, industrial, and residential users of electrical (especially electronic) equipment and specifying engineers alike. Harmonics reduce equipment life, electrical system reliability, system efficiency and equipment productivity.



MDG0103D

Advanced Patented Harmonics solution provides best value and occupies less Floor Space

Matrix series D filters allow users to achieve superior attenuation of harmonics when used with 6 pulse drives and will outperform techniques using 12 or 18-pulse rectification methods. The new patented HMR (Harmonic Mitigating Reactor) optimizes the technology for smaller packaging requiring less floor or panel space than other filter schemes. The series D, like all Matrix filters, provides protection against voltage spikes that could cause over voltage tripping or damage to input power components while preventing upstream current harmonics from adversely affecting circuit breakers, fuses, conductors, and transformers. Matrix D typically cost less than other harmonic mitigating techniques including the Matrix B.

Guaranteed results

Unlike other harmonic filter technologies, the performance of MTE Matrix Harmonic Filters is guaranteed! On AC variable frequency, variable torque drive applications (fans & pumps), Matrix filters will meet the guaranteed maximum levels of THID (total harmonic current distortion) at full load. Additionally, Matrix filters will not cause power system resonance nor attract harmonics from other non-linear loads. .

Meets international power quality standards such as: IEEE-519, G5/4, AS2279, EN61000.

No system analysis is required to select and apply Matrix Filters



MDP0011D

MDP0482D

UL Listed (UL-508)

Matrix Harmonic filters are UL Listed (File E180243) for both USA and Canada.



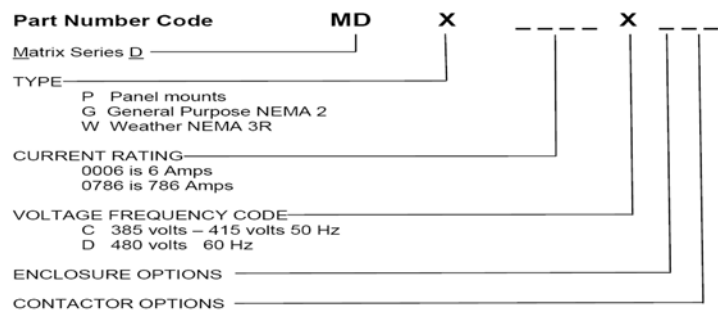
Product Selection: **See TR-1704 for Matrix Series D selection guides and option details.**

Installation Options: **Matrix Harmonic Filters are available in a variety of enclosure options. The standard enclosure meets the requirements of both Nema 1 & Nema 2. The Nema 3R provides weather protection and is available in optional stainless or galvanized steel construction. Optional Serpent /rodent screens can be added to block small animals from entering enclosures. For maximum flexibility, Matrix filters are also offered as open modular construction for integration into customer enclosures and panels.**



MDP0103D

Electrical Options: **Various contactor options may be added to provide for filter bypass and leading KVAR cancellation to enhance compatibility with standby power and support service requirements.**



- Typical uses include:
- Mission critical facilities
 - AC variable frequency drives
 - DC adjustable speed drives
 - Electronic welders
 - Battery chargers
 - Fans and Pumps
 - Water Treatment Facilities

Product Specifications Matrix Series D

Refer to *The Matrix Series D User Manual for Detailed Specifications*

Matrix Filters are designed to operate and will achieve guaranteed performance under the following Service Conditions:

Load: 6 pulse rectifier, operating in variable torque mode and chosen from the standard selection table.

For constant torque application select filter rating based on the appropriate application note: *AN-0106*

Input voltage: Nominal voltage VAC +/- 10%, 3 Phase

Frequency: Nominal Frequency \pm .75 Hz

Input voltage line unbalance: 1%

Maximum source impedance: 6.00%

Minimum source impedance: 1.5%

Service Factor: 1.00

Ambient Temperature (Operating)

Enclosed Filters: -40 to +40 degrees C

Open Panel Filters: -40 to +50 degrees C

Storage Temperature: -40 to +90 degrees C

Altitude: 0 to 3300 Feet above sea level without derating

Relative Humidity: 0 to 95% non-condensing

Agency Approvals

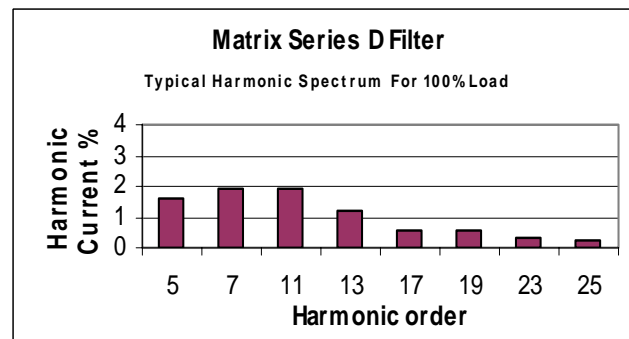
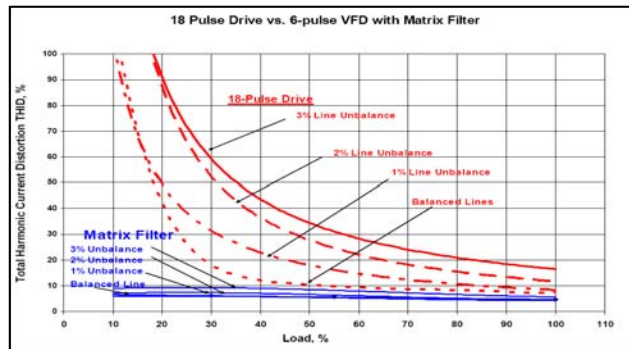
UL and cUL listed to UL508 and CSA-C22.2 No 14-95

File E180243 (3 – 1000 HP, 120VAC through 600 VAC

50. 50/60, 60 Hz Three Phase

Performance

Total Harmonic Current Distortion:: 5% Max at full load



Performance Guarantee

Select and install the appropriate Matrix Harmonic Filter in a variable torque AC variable frequency drive application, within our published system limits and we guarantee that the input current distortion will be less than or equal to 5% THID for MD Series filters at full load. If a properly sized and installed filter fails to meet its specified THID level, MTE will provide the necessary modifications or replacement filter at no charge. TDD will typically be even lower than THID.

Matrix filters can also provide similar performance in other drive applications such as constant torque, DC drives and other phase controlled rectifiers, but actual THID levels can vary by load and/or speed and therefore cannot be guaranteed. Consult factory for assistance when applying Matrix filters on these types of equipment

MINIMUM SYSTEM REQUIREMENTS

The guaranteed performance levels of this filter will be achieved when the following system conditions are met

Source impedance: 1.5% minimum to 6.0% max. Frequency: 60 Hz \pm 0.75 Hz System voltage: Nominal System Voltage (line to line) \pm 10% Balanced line voltage: within 1%

Background voltage distortion: 0% THVD

The presence of background voltage distortion will cause motors and other linear loads to draw harmonic currents. Likewise, additional harmonic currents may flow into the Matrix filter if there is harmonic voltage distortion already on the system.

For Technical Support: appengrg@mtecorp.com

For Sales Support: sales@mtecorp.com

World Headquarters
W147 N9525 Held Drive
P. O. Box 9013
Menomonee Falls, Wisconsin 53052-9013
Toll Free 1-800-455-4MTE
Phone: (262) 253-8200
Fax: (262) 253-8222



Visit us on the Web at:

www.mtecorp.com

MTE[®]
CORPORATION

The International Power Quality Resource

Form 1217A

© 2007 MTE Corporation
All Rights Reserved