


DIGI-KLIP® SRP Series

Single Readout, Free Standing, Board to Board Interconnect System



[Home](#)

>>[Products](#)

>>[Through Hole](#)

[Surface Mount](#)

[Custom Wireform](#)

[News](#)

[About Us](#)

[Distributor &
Representative](#)

[Search](#)

[Contact Us](#)

[Check Stock](#)

[Compliance](#)

[Site Map](#)

[Click Here for
DIGI-KLIP®
High Performance
Data Information](#)

Specifications

- ❑ SRP100 = .100" x .250", 26 contacts per carrier maximum
- ❑ SRP150 = .150" x .250", 16 contacts per carrier maximum
- ❑ SRP156 = .156" x .250", 22 contacts per carrier maximum

Materials:

Contact Material: .0201" diameter beryllium copper wire, heat treated after forming

Mechanical:

Module Board Thickness: .062" +/- .007"

Carrier Strip Material: Glass filled polyester, disposable, available in any combination from two contacts to maximum carrier length. Multiple carriers may be mounted in tandem to achieve any contact configuration.

Insert/Withdrawal Life: Greater than 5000 cycles without increase in contact resistance or reduction in contact pressure

Contact Normal Force: 4.0 oz., typical per contact with .062" nominal printed circuit board

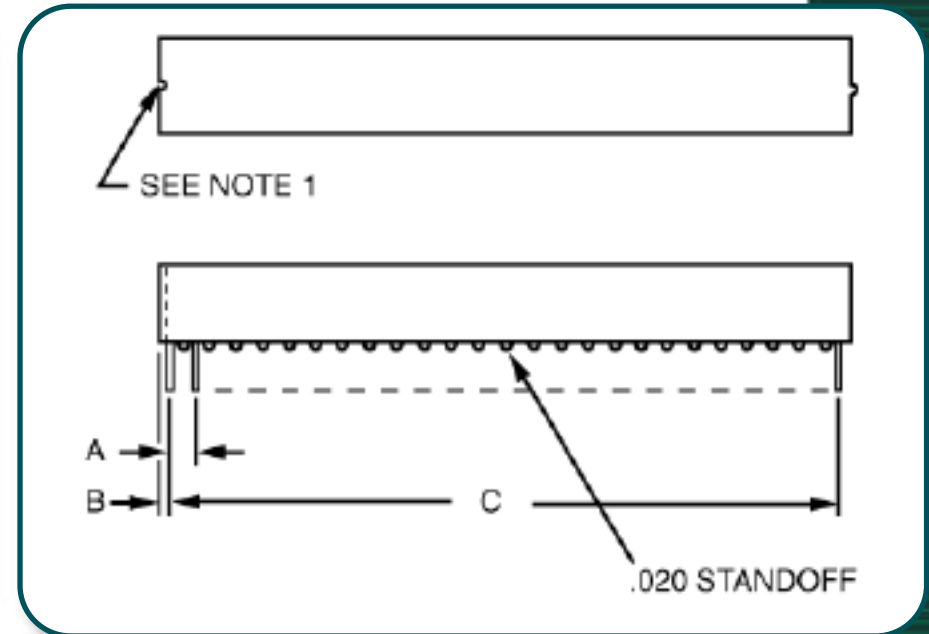
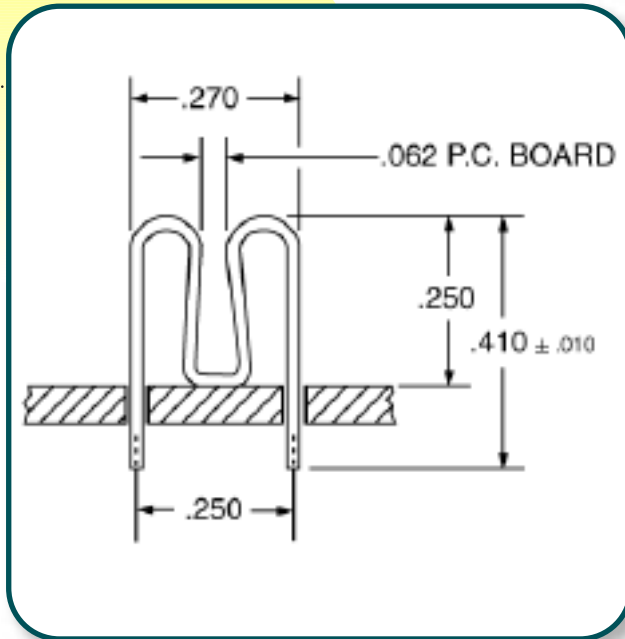
Mounting Holes: .028" diameter, plated-through

Electrical:

Contact Resistance: Less than .005 ohm per contact

Maximum Current: 2.0 amperes per contact

SRP Section

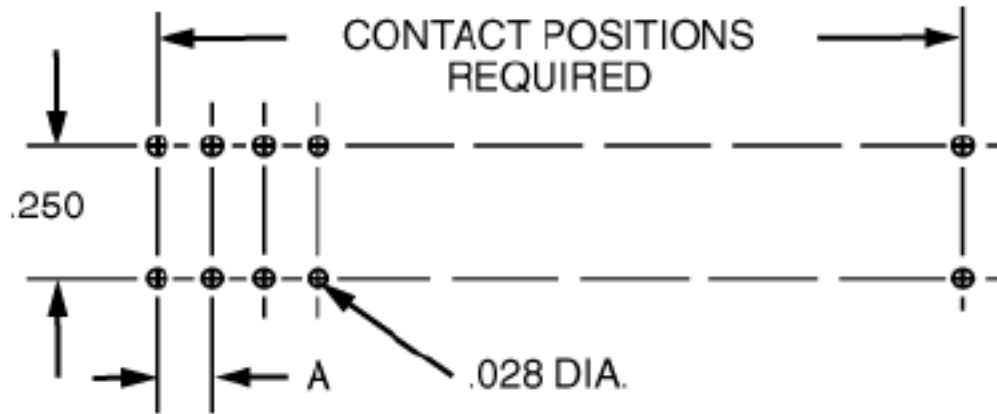


NOTE: 1. Tongue and groove to provide alignment between carriers stacked in tandem to obtain more contact positions than maximum specified.

SRP Dimension Chart

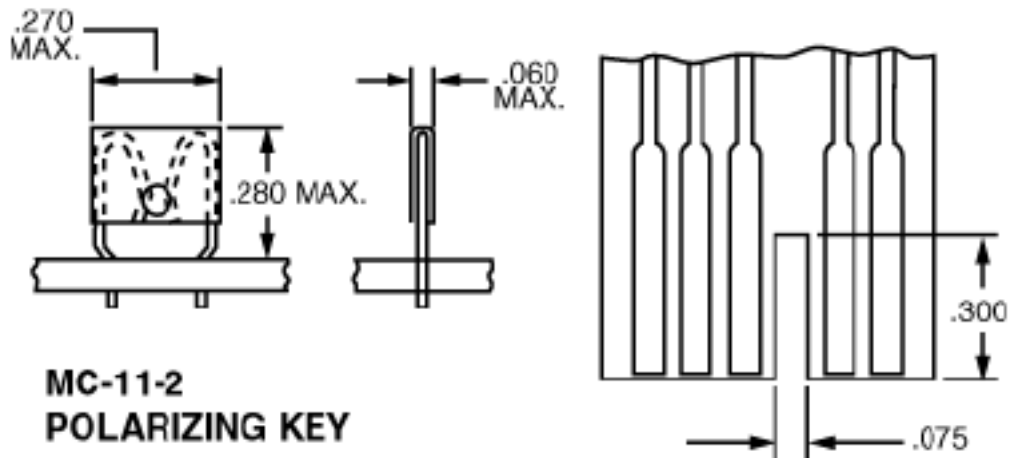
Series	A	B Maximum	C Contacts
SRP100	.100	.060	2 thru 26
SRP150	.150	.085	2 thru 16
SRP156	.156	.088	2 thru 22

SRP Board Layout



Series	A
SRP100	.100
SRP150	.150
SRP156	.156

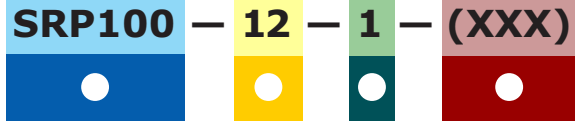
Accessories



Ordering Information

Example

SRP100 – **12** – **1** – **(XXX)**



Series Designation:
SRP100 = Single Readout, .100"
SRP150 = Single Readout, .150"
SRP156 = Single Readout, .156"

Contacts:
SRP100 – 2 thru 26 Contacts
SRP150 – 2 thru 16 Contacts
SRP156 – 2 thru 22 Contacts

Contact Plating Code:
1: .0001" Electro Tin
2: .00003 Gold over Nickel
3: .00005" Gold over Nickel
4: .0001" Nickel

Custom Design (Optional):
Assigned by factory for special configuration

Product Description

- Multiple Path Contact Redundancy
- Low Installed Cost
- Unmatched Flexibility in Contact Placement
- Patented Wiping Action Contact

The DIGI-KLIP® SRP series of free-standing card edge contacts employs Components Corporation's proven wire form technology, reliably applied in electronic packaging designs since 1962. SRP contacts are formed from high grade, beryllium copper alloy wire and heat treated for optimum spring temper after forming.

Available in convenient, disposable carrier strips, the DIGI-KLIP® SRP series may be specified in any number of contact positions in all of the popular industry spacing increments. Additionally, non-periodic contact deletions may be accommodated at no cost premium.

Due to its patented wiping action contact point with exceptionally high pressure, the SRP series finds particular applications in demanding, low level switching designs. The unique wire form beryllium copper construction provides a degree of contact reliability unmatched in card edge connector systems. Despite exceptional contact integrity, the SRP series is competitively priced when compared to traditional card edge connectors employing inferior contact alloy materials.

Certificate of Compliance with Directive 2002/95/EC RoHS

This is to certify that Components Corporation designs, manufactures and supplies products to our customers that are in compliance with directive 2002/95/EC. This also pertains to procurement of raw material, component parts and processes.



Top
of Page

[Open this page as a PDF document](#)

Components Corporation

6 Kinsey Place Denville, NJ 07834 USA

voice: 866.4.COMPCO **fax:** 973.361.5801 **email:** sales@componentscorp.com

©2003 Components Corporation. All Rights Reserved. [Legal Statement](#). [Privacy Notice](#).