



## FEED-THROUGH Spring Clamp Terminals

These terminal blocks offer a time saving alternative to the popular screw clamp connection. They can be mounted on 35 mm DIN rails. Insulated push-in type jumpers offer a quick and shock proof solution for most cross-connection applications.



















	CSC2.5T	CSC4T	CSC6T
Terminal Width	5 mm	6 mm	8 mm
Height x Length	36 x 58 mm	42 x 65 mm	45 x 72 mm
Stripping Length	9 mm	9 mm	12 mm
Insulation Material	Polyamide 6.6	Polyamide 6.6	Polyamide 6.6
Type of Connection	2 spring clamps & 2 slots for interconnection	2 spring clamps & 2 slots for interconnection	2 spring clamps & 2 slots for interconnection
Approvals			
Wire Range	22-14 AWG 0.5-2.5 sq.mm	22-14 AWG 0.5-4 sq.mm	22-8AWG 0.5-8sq.mm
Voltage Rating	600 V 750 V	600 V 750 V	600 V 750 V
Current Rating	20 A 24 A	25 A 32 A	50 A 41 A

## MULTI-CONNECTION Spring Clamp Terminals





Altech Multiple connection Spring Clamp terminals offer a reliable solution for problems posed by multiple voltage connections. The terminal eliminates conventional method of cross connection / looping, saving additional space.

The terminals provide of further multiplication connections through bridging. The Multiple Connection Terminal Blocks can even be bridged to Standard Feed Through Spring Clamp Terminal Block of respective wire size (CSC2.5T / CSC4T / CSC6T).



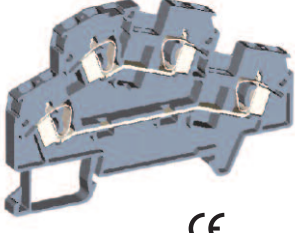








	Cat. No.	Std. Pk.	Cat. No.	Std. Pk.	Cat. No.	Std. Pk.
Terminal Block	CSC2.5T	100	CSC4T	100	CSC6T	50
End Plate	EPCSC2.5T	50	EPCSC4T	50	EPCSC6T	50
Partition Plate	PPCSC2.5T	50	PPCSC4T	50	PPCSC6T	50
DIN Rail <i>for ordering information refer to page 62</i>						
End Stop <i>for ordering information refer to page 63</i>	CA702 CA802	50 50	CA702 CA802	50 50	CA702 CA802	50 50
Jumpers Adjacent Alternate	CA801/1 CA801/1-3	100 100	CA801/2 CA801/2-3	100 100	CA801/3 CA801/3-3	100 100
Push in type wire jumper	CA901/1	100	CA901/2	100	CA901/3	100
Marking Tags (MT Type)	MT5	100	MT6	100	MT8	100


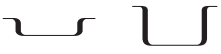






CSC10T			CSC2.5T1-2			CSC2.5T2-2			CSC4T1-2		
											
CE			CE			CE			CE		
10 mm			5 mm			5 mm			6 mm		
50 x 75 mm			36 x 74 mm			36 x 90 mm			42 x 85 mm		
12 mm			9 mm			9 mm			9 mm		
Polyamide 6.6			Polyamide 6.6			Polyamide 6.6			Polyamide 6.6		
2 spring clamps & 2 slots for interconnection			3 spring clamps & 2 slots for interconnection			4 spring clamps & 2 slots for interconnection			3 spring clamps & 2 slots for interconnection		
  			  			  			  		
16-6 AWG 1.5-10 sq.mm. 16-6AWG			22-14 AWG 0.5-2.5 sq.mm. 22-14 AWG			22-14 AWG 0.5-2.5 sq.mm. 22-14 AWG			22-12 AWG 0.5-4 sq.mm. 22-12 AWG		
600V 800V 600V			600V 750V 600V			600V 750V 600V			600V 750V 600V		
65 A 57 A 65 A			20A 24 A 20 A			20A 24 A 20 A			25A 32 A 25 A		

Cat. No.	Std. Pk.	Cat. No.	Std. Pk.	Cat. No.	Std. Pk.	Cat. No.	Std. Pk.
CSC10T	100	CSC2.5T1-2	100	CSC2.5T2-2	50	CSC4T1-2	50
EPCSC10T	50	EPCSC2.5T1-2	50	EPCSC2.5T2-2	50	EPCSC4T1-2	50

							
CA702	50	CA702	50	CA702	50	CA702	50
CA802	50	CA802	50	CA802	50	CA802	50
CA801/4	100	CA801/1 CA801/1-3	100 100	CA801/1 CA801/1-3	100 100	CA801/2 CA801/2-3	100 100
		CA901/1	100	CA901/1	100	CA901/2	100
MT10	100	MT5	100	MT5	100	MT6	100

\*UL & CSA pending.

	CSC4T2-2	CSC6T1-2	ADL2.5
			
	CE	CE	CE
Terminal Width	6 mm	8 mm	5 mm
Height x Length	42 x 105 mm	45 x 94 mm	50 x 79.5 mm
Stripping Length	9 mm	12 mm	9 mm
Insulation Material	Polyamide 6.6	Polyamide 6.6	Polyamide 6.6
Type of Connection	4 spring clamps & 2 slots for interconnection	3 spring clamps & 2 slots for interconnection	4 spring clamps & 4 slots for interconnection
Approvals	  	  	 
Wire Range	22-12 AWG 0.5-4 sq.mm. 22-12 AWG	22-8 AWG 0.5-6 sq.mm. 22-8 AWG	22-14 AWG 2.5 sq.mm. 22-14 AWG
Voltage Rating	600V 750V 600V	600V 800V 600V	600V 500V 600V
Current Rating	25 A 32 A 25 A	50 A 41 A 50 A	20 A 24 A 20 A

	Cat. No.	Std. Pk.	Cat. No.	Std. Pk.	Cat. No.	Std. Pk.
Terminal Block	CSC4T2-2	50	CSC6T1-2	50	ADL2.5	50
End Plate 	EPCSC4T2-2	50	EPCSC6T1-2	50	EPADL2.5	50
DIN Rail <i>for ordering information refer to page 62</i>						
End Stop <i>for ordering information refer to page 63</i> 	CA702 CA802	50 50	CA702 CA802	50 50	CA702 CA802	50 50
Jumpers Adjacent Alternate 	CA801/2 CA801/2-3	100 100	CA801/3 CA801/3-3	100 100	CA801/1 CA801/1-3	100 100
Push in type wire jumper 	CA901/2	100	CA901/3	100	CA901/1	100
Marking Tags (MT Type) 	MT6	100	MT8	100	MT5	100

\*UL & CSA pending.

## Spring Clamp Fuse Terminal Blocks


Altech offers 'Screwless' Spring Clamp Fuse Terminal Blocks.

The terminal has a moving type hinged carrier that has specially designed space for cartridge type glass fuse of size Ø 5 x 20 or Ø 5 x 25 mm. The fuse can be engaged or disengaged by the movement of the carrier.

Cross connection is possible with specially designed push-in type jumpers.

ASF4



ASF4(L)\*



CE

CE

Terminal Width	8 mm			8 mm		
Height x Length	60 x 80 mm			60 x 80 mm		
Stripping Length	9 mm			9 mm		
Insulation Material	Polyamide 6.6			Polyamide 6.6		
Type of Connection	2 spring clamps & 2 slots for interconnection			2 spring clamps & 2 slots for interconnection		
Type of fuse used	Ø5x20, Ø5x25mm			Ø5x20, Ø5x25mm		
Fusion Voltage				24V AC/DC, 48V AC/DC 110V AC/DC, 220V AC		
Approvals						
Wire Range	22-10 AWG	0.5-4 sq.mm	22-10 AWG	22-10 AWG	0.5-4 sq.mm	22-10 AWG
Voltage Rating	600 V	500 V	600 V	600 V	500 V	600 V
Current Rating	8 A	6.3 A	8 A	8 A	6.3 A	8 A

	Cat. No.	Std. Pk.	Cat. No.	Std. Pk.
Terminal Block	ASF4	100	ASF4(L)*	100
End Plate	EPASF4	50	EPASF4	50
DIN Rail <i>for ordering information refer to page 62</i>				
End Stop <i>for ordering information refer to page 63</i>	CA702	50	CA702	50
	CA802	50	CA802	50
Insulated Jumper (2 pole)	CA801/7	100	CA801/7	100
Marking Tags (MTType)	MT8	100	MT8	100

<sup>1</sup> UL & CSA pending.

\* Add required voltage to part number as a suffix. i.e. ASF4(L)/24 for 24V AC/DC.


## Spring Clamp Ground (Earth) Terminal Blocks





Altech offers 'Screwless' Spring Clamp Ground Terminal Blocks. Specially designed alloy feet helps in achieving very low contact resistance and vibration proof grounding.

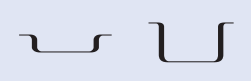
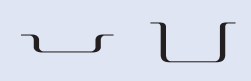

CSCG series terminals can be mounted on Din 35 rail along with other terminal blocks of CSC series. The terminal block profile matches with that of CSC terminal block of same wire size.

Special features of CSCG terminal blocks are:








- Vibration proof grounding
- Very low contact resistance because of special alloy feet
- Drop-on grounding connection
- Spring clamp to accept solid and stranded wire



	CSCG2.5T	CSCG4T
		
	CE	CE
Terminal Width	5 mm	6 mm
Height x Length	36 x 58 mm	42 x 65 mm
Stripping Length	9 mm	9 mm
Insulation Material	Polyamide 6.6	Polyamide 6.6
Type of Connection	2 spring clamp connection, grounding through alloy feet	2 spring clamp connection, grounding through alloy feet
Approvals		
Wire Range	22-14 AWG 0.5-2.5 sq.mm 22-14 AWG	22-12 AWG 0.5-4 sq.mm 22-12 AWG
Voltage Rating	800 V	800 V
Current Rating	24 A	32 A

	Cat. No.	Std. Pk.	Cat. No.	Std. Pk.
Terminal Block	CSCG2.5T	100	CSCG4T	100
DIN Rail <i>for ordering information refer to page 62</i>				
Marking Tags (MT Type) 	MT5	100	MT6	100

\*UL & CSA pending.

	CSCG6T	CSCG10T								
										
	CE	CE								
Terminal Width	8 mm	10 mm								
Height x Length	45 x 72 mm	50 x 75 mm								
Stripping Length	12 mm	12 mm								
Insulation Material	Polyamide 6.6	Polyamide 6.6								
Type of Connection	2 spring clamp connection, grounding through alloy feet	2 spring clamp connection, grounding through alloy feet								
Approvals										
Wire Range	22-8 AWG 0.5-6 sq.mm 22-8 AWG	16-6 AWG 0.5-10 sq.mm 16-6 AWG								
Voltage Rating	800 V	800 V								
Current Rating	41 A	57 A								
	<table border="1"> <thead> <tr> <th>Cat. No.</th> <th>Std. Pk.</th> </tr> </thead> <tbody> <tr> <td>CSCG6T</td> <td>50</td> </tr> </tbody> </table>	Cat. No.	Std. Pk.	CSCG6T	50	<table border="1"> <thead> <tr> <th>Cat. No.</th> <th>Std. Pk.</th> </tr> </thead> <tbody> <tr> <td>CSCG10T</td> <td>50</td> </tr> </tbody> </table>	Cat. No.	Std. Pk.	CSCG10T	50
Cat. No.	Std. Pk.									
CSCG6T	50									
Cat. No.	Std. Pk.									
CSCG10T	50									
Terminal Block										
DIN Rail <i>for ordering information refer to page 62</i>										
Marking Tags (MT Type) 	MT8 100	MT10 100								

\*UL & CSA pending.

## PANEL MOUNT SPRING CLAMP TERMINALS

Altech "screwless" spring clamp panel mount terminal blocks are an excellent solution for extremely compact wiring applications. These terminal blocks are "add-on" type and can be combined to form multi-pole assemblies. The stacked assembly is fitted with mounting end sections on both ends for easy installation on to the panel.

The terminal has marker holding recesses on three sides to accept marking tags. Cross connection can be achieved with the aid of insulated jumpers.

The CSCP2.5T2 panel mount terminal blocks have two connection points on each side all with the same potential. The terminals provide possibility of further multiplication through jumpering.




CSCP2.5T



CSCP2.5T2



Terminal Width	5 mm			10 mm		
Height x Length	27 x 35 mm			27 x 35 mm		
Stripping Length	9 mm			9 mm		
Insulation Material	Polyamide 6.6			Polyamide 6.6		
Type of Connection	2 spring clamp connections			4 common spring clamp connections		
Approvals						
Wire Range	22-14 AWG 0.5-2.5 sq.mm 22-14 AWG			22-14 AWG 0.5-2.5 sq.mm 22-14 AWG		
Voltage Rating	600 V	750 V	600 V	600 V	750 V	600 V
Current Rating	20 A	24 A	20 A	20 A	24 A	20 A

	Cat. No.	Std. Pk.	Cat. No.	Std. Pk.
Terminal Block	CSCP2.5T	100	CSCP2.5T2	100
End Section (set of left and right)	EPCSCP2.5T	50	EPCSCP2.5T	50
Insulated Jumper (2 pole)	CA803/1	100	CA803/1	100
Operating Tool	SCA2-5	1	SCA2-5	1
Marking Tags (MT Type)	MT4	100	MT3	100





## *Custom Assemblies Available*

- Most competitive in industry
- Made to your specifications
- Large inventory of parts
- Variety of colors available
- Shipped in 2-3 weeks

