

Altech Corp.®

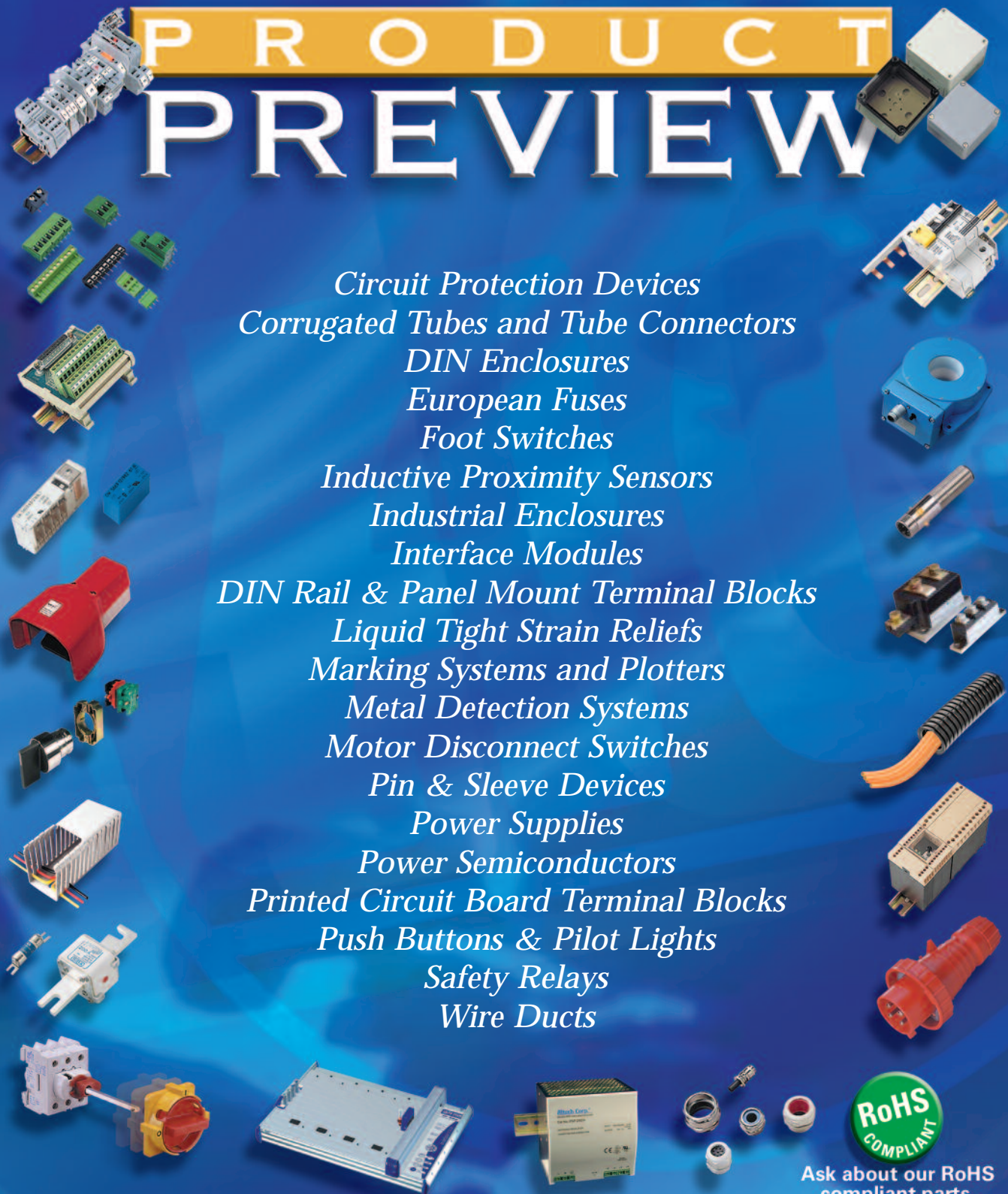
*Serving the North American
Automation & Control Industry since 1984*



Quality
Endorsed
Company

PRODUCT PREVIEW

*Circuit Protection Devices
Corrugated Tubes and Tube Connectors
DIN Enclosures
European Fuses
Foot Switches
Inductive Proximity Sensors
Industrial Enclosures
Interface Modules
DIN Rail & Panel Mount Terminal Blocks
Liquid Tight Strain Reliefs
Marking Systems and Plotters
Metal Detection Systems
Motor Disconnect Switches
Pin & Sleeve Devices
Power Supplies
Power Semiconductors
Printed Circuit Board Terminal Blocks
Push Buttons & Pilot Lights
Safety Relays
Wire Ducts*




Ask about our RoHS
compliant parts.

CIRCUIT PROTECTION DEVICES

Leading Miniature Circuit Breakers/ Manual Motor Controllers, and Three Phase Manual Motor Controllers, and Earth Leakage Circuit Breakers.


- UL508 Listed and CSA C22.2 No. 14 certified
- Suitable for Motor Disconnect Means
- Electrical ratings up to 60A/480VAC
- Six trip characteristics; 1, 2 and 3 poles available.
- Also UL1077 recognized
- Horsepower Ratings for protecting motors up to 40hp



DIN ENCLOSURES

Enhance the value of your products by protecting electrical, electronic and electromechanical devices with Altech's line of quality DIN Enclosures.

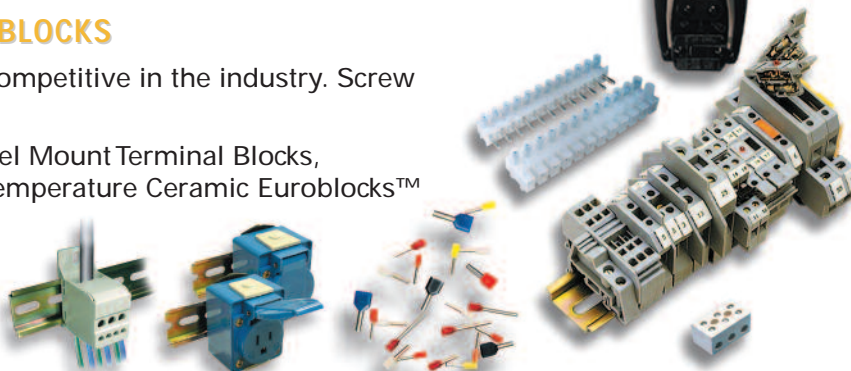
- Five DIN Rail Mount Enclosure families
- Many sizes and functions
- Up to 144 ready-to-wire terminals, integral PC Board guides and terminal-to-board connector options
- Screw or spring clamp terminals
- DIN Rail or optional panel mount
- Custom imprints, markings and cut outs available



DIN RAIL & PANEL MOUNT TERMINAL BLOCKS

Altech's line of Terminal Blocks is the most competitive in the industry. Screw and spring type connections.


- Internationally accepted DIN Rail and Panel Mount Terminal Blocks, Mini Panel Mount, Eurostrips® and High Temperature Ceramic Euroblocks™
- Power Distribution Blocks & Receptacles
- CSA approved Ferrules
- Tools & Accessories



EUROPEAN FUSES

Altech's extensive line of European Fuses minimizes downtime.


- Diazed, Neozed, Cylinder, NH Knife Blade and Semiconductor fuses
- Slow Blow, Fast Blow and Superfast Blow operating classes
- Crossable with all brands
- IEC, DIN and VDE electrical ratings
- Complete line of accessories



FOOT SWITCHES

Choose Altech internationally approved Foot Switches for almost any industrial or medical application.

- Up to three pedals, with or without guards
- Light, medium and heavy duty series
- IEC 60601-1 certified and UL2601-1 recognized for all medical applications
- VDE, DIN and CE approvals
- Momentary, maintained and two-stage momentary available
- Customized designs
- Low cost single pedal switch available!





Serving the Automation & Control Industry Since 1984

ALTECH CORP® • 908.806.9400 • 908.806.9490 (fax) • www.altechcorp.com

INDUSTRIAL ENCLOSURES

Altech Industrial Enclosures look great, and protect circuit boards, terminal blocks and control and operating devices.

- Metallic and non-metallic enclosures
- Broad range of sizes
- Functional and appealing designs
- Large selection of accessories
- Customization and imprinting service are available



INTERFACE MODULES

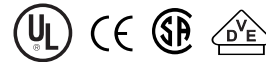
Expand your system's capabilities with Altech's interface and electronic modules and carriers. These DIN mountable modules provide flexibility and simplify designs.

- Connector to terminal blocks
- Relay Modules & Safety Relay Modules
- Diode Modules
- Component Carrier Modules
- I/O opto Carriers
- Custom Designed Modules for any size order

LIQUID TIGHT STRAIN RELIEFS

Altech's full line of Liquid Tight Strain Reliefs (Cord Grips) seal cable entries and provide strain relief to reduce stress on components and termination points inside enclosures.

- Standard and Industrial Series
- Straight-through, strain relief, bend protection, pull/bend protection, flat cable, multi-conductor and EMI/RFI functions
- Compatible with almost any types of cable, cord or conductor



METAL DETECTION SYSTEMS

Altech's Metal Detection Systems feature Ring, Flat and Large-area sensors used for detecting punched or stamped parts and unwanted metals.

- Sensitivity as low as 0.15mm steel ball
- Mini, Normal, Analog, High and Ultra High sensitivity ring models
- Modular flat packs for above or below conveyor belt sensing
- Unique metal separation systems available

MOTOR DISCONNECT SWITCHES

Altech Motor Disconnect Switches are UL508 Listed Manual Motor Controllers for AC Motor Across-the-line, AC General Use.

- Electrical ratings up to 150A/600V
- Suitable for Motor Disconnect Means
- 60A disconnect is smallest in industry
- Horsepower rated to 75hp
- Extended and direct handles, toggle switches
- Enclosed switches with NEMA Type 4x rating
- DIN Rail and panel mount
- Comprehensive range of accessories



ISO9001:2000 Certified



PIN & SLEEVE DEVICES

Altech's line of Pin & Sleeve Devices features a large selection of IEC 60309 certified power plugs and connectors.

- Designs include plugs, receptacles, inlets and connectors
- Splashproof and watertight versions
- Exceptional anti-tracking properties
- Superior resistance to aggressive industrial use

PRINTED CIRCUIT BOARD TERMINAL BLOCKS

Featuring single and double level, fixed or pluggable, metric and US pin spacings terminal blocks. **Altech also carries the original AK & STL series.**

- Fixed and Pluggable, Barrier Strip and Panel Feed-Through Blocks
- Tubular Screw Clamps and Box Clamps
- Screwcase Clamps for heavy duty applications.
- Single, Double and Triple Level Configurations
- Millimeter and Inch Pin Spacings (3.5 mm to 10.16 mm)



PUSH BUTTONS & PILOT LIGHTS

Altech's new 22 and 30 mm Metallic Push Buttons, Selector Switches and LED Pilot Lights offer exceptional reliability and flexibility.


- Product line includes Operators, Pilot Lights, Modular Contact Blocks and Bulb Holders
- Push Button Stations
- Wide range of accessories



SENSORS, INDUCTIVE PROXIMITY

Altech offers one of the largest selections of Proximity Sensors to fulfill all of your application requirements.

- Over 500 sensor products
- Cylindrical, Limit, Block and Ring Sensors
- Standard and analog models
- Standard and extended sensing distance
- Lifetime warranty



SAFETY RELAYS

Altech's Safety Relays feature forced-guided contacts, making them perfect for safety circuits.

- Broadest line of Safety Relays that meet the ASME A17.1-2000 specification
- Relays meet machinery directive EMD 89/392 EEC requirements
- IEC 60204, EN 60204 and DIN/ VDE 0113
- Applications include emergency stop, two-hand safety, safety gate, light curtain, railroad signalling and elevator/escalators.

A Leading Supplier For Over Twenty Years

ALTECH CORP® • 908.806.9400 • 908.806.9490 (fax) • www.altechcorp.com

- Locate products
- Research products
- Real-time Stock Check
- Dealer locator
- Promotions
- Easy contact information
- New product information




MARKING SYSTEMS & PLOTTERS

For terminal block markers and wire markers like Altech, Allen Bradley, Connectwell, Conta Clip, Entrelec, Weidmueller, Phoenix Contact, PTR, Wieland, Wago, Murrplastik, Partex, SES, Sterling, etc.

- Plotter pens (0.18 - 1.00 mm)
- Fits most plotter units with HP penholders !
- Ink for plastic material and general use
- Pen cleaners
- Fixtures
- Software
- Service and repair

VS 200
Stand-alone
Unit



VP 500
Auxiliary Unit
(connected to PC)

CORRUGATED TUBES & TUBE CONNECTORS

Material: Polyamide 6

- Flame retardant according to DIN 75200 and UL
- No halogen
- Durable
- Temperature Range: -40 to 120°C, short term 150°C
- Inner Dimensions: 2.8mm up to 47.7mm


Accessories:

- Connectors
- Seal Rings, O-Rings
- Mounting Clips



POWER SEMICONDUCTORS


- IGBT High Voltage Current Modules
- IGBT High Voltage Modules
- Thyristor and Diode Modules Powerblocks
- Thyristor and Diode PressPACK
- Bridge Rectifiers and AC Controllers, EconoBRIDGE™, IsoPACK™



WIRE DUCTS

Obtain exceptional wire protection with Altech's new line of Wire Ducts.

- Non-slip interlocking covers
- High impact, rigid PVC construction
- Unslotted, standard slotted or thin slotted models
- Grey, white and blue available




Serving the Automation & Control Industry Since 1984

NEW PRODUCTS

1077 R-Series Supplementary Protector

- DIN Rail Mounted
- 17.5mm width
- Thermal Magnetic
- 480Y/277V AC, 50/60Hz
- Short Circuit Withstand Capacity 10kA
- Positive Trip indicator (Green - off/tripped, Red - on)
- Applications (on the load side of Branch Circuit Protection) include: Sensitive Electronics (PLC, Computers, Communication Equipment, etc.), Power Supplies, Appliance circuits, etc.



DIN RAIL POWER SUPPLIES

The Altech Power Supplies are reliable, cost effective and space economical, easy to install and maintain. They are able to handle any industrial process requirements. In addition, you do not need to oversize them; they are designed to work on 100% load capacity. The universal input, power factor correction and many approvals proves that Altech Power Supplies will function worldwide on a wide variety of applications.

- Wide Power Range (30W-960W)
- Wide Adjustment Range
- Rugged for Industrial Use
- 3 Year Warranty



INDUCTIVE PROXIMITY SENSORS

Solid state devices, Stainless steel face and barrel on some models, Short circuit and overload protection, Transient noise protection, Reverse polarity protection and IP67 environmental protection.

- 2 wire AC and DC models; 3 wire DC models
- "Short Body" 3 wire DC models
- 8, 12, 18, 30 mm



KO4300 DIN ENCLOSURE SERIES

The KO4300 series offers new design styling and cost effectiveness in a high density compact package. The double level terminals offer space savings while providing gas-tight, vibration proof connections.

- DIN Rail Mount
- Compact High Density Design
- Machine Solderable Pins
- Integral PC Board Guides
- Standard Color: Light Gray




Altech's entire DIN Enclosure line has been expanded with spring clamps, modular

SPRING CLAMP TERMINAL BLOCKS

The spring clamp series terminal blocks offer a time saving alternative to the popular screw clamp connection. The design provides a secure and reliable connection for

- Feed-Through, Fuse, Ground
- 32 and 35 mm DIN rail types
- Panel Mount Feed Through
- Custom assemblies available



Serving the Automation & Control Industry Since 1984

ALTECH CORP® • 908.806.9400 • 908.806.9490 (fax) • www.altechcorp.com