

Aluminum enclosures have either silver metalized bases and covers or black painted covers. They can be used as separate housings or as parts of larger assemblies. The two-piece construction allows for easy access. Flanged bases provide high rigidity and assures proper shielding.

### Materials

Base and cover

- Aluminum (AL)

Please see each ordering page for specific information.

### Surface Treatment

Type A1 enclosure

- Both the inside and outside surfaces of the base and cover are silver metalized.

Type A2, A3, A4 and A5 enclosures

- The bases and covers are chemically pretreated.
- The outside surfaces have pigmented paint and a clear polyamide coat.
- The inside surface has a clear polyamide coat.
- The bases are metalized aluminum.

### Packaging

To protect your bases and covers, they are shipped with pull-off plastic film on one side.

Standard packs are listed on each ordering page.

In a standard pack of one, each enclosure is shrink wrapped individually.

In a standard pack of five, enclosures are shrink wrapped in one package.

In a standard pack of ten, enclosures are shrink wrapped in one package.

# ALUMINUM

## Aluminum - A1

It has square corners and a slip-fit base and cover.

### Each Kit Includes

| Base | Cover | Screws |
|------|-------|--------|
| 1    | 1     | 4-SC10 |

### Assembly


1. Fit the cover over the flanged base.
2. Insert and tighten the 4 panhead, self-tapping Phillips screws to secure the cover.

### Materials

Base and cover: Aluminum (AL)  
Screws: Steel, Nickel Plated (SN)

### Standard Color

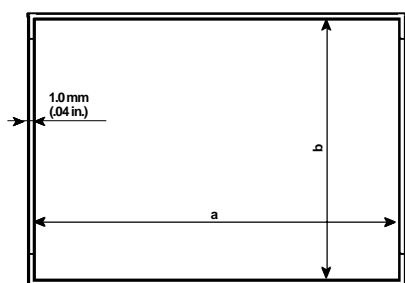
Silver



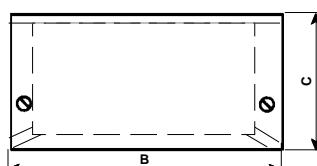
### Ordering Information

### External Dimensions mm (in.) and Special Notes

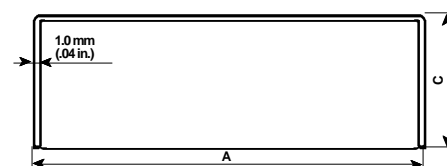
| Type | Cat. No. | Std. Pk. | A            | B           | C           |
|------|----------|----------|--------------|-------------|-------------|
| A1-1 | 94.463   | 10       | 37.5 (1.48)  | 72.0 (2.83) | 28.0 (1.10) |
| A1-2 | 94.464   | 10       | 57.5 (2.26)  | 72.0 (2.83) | 28.0 (1.10) |
| A1-3 | 94.465   | 10       | 102.0 (4.02) | 72.0 (2.83) | 28.0 (1.10) |
| A1-4 | 94.466   | 10       | 143.0 (5.63) | 72.0 (2.83) | 28.0 (1.10) |
| A1-5 | 94.467   | 10       | 37.5 (1.48)  | 72.0 (2.83) | 43.0 (1.69) |
| A1-6 | 94.468   | 10       | 57.5 (1.48)  | 72.0 (2.83) | 43.0 (1.69) |
| A1-7 | 94.469   | 10       | 102.0 (4.02) | 72.0 (2.83) | 43.0 (1.69) |
| A1-8 | 94.470   | 10       | 143.0 (5.63) | 72.0 (2.83) | 43.0 (1.69) |



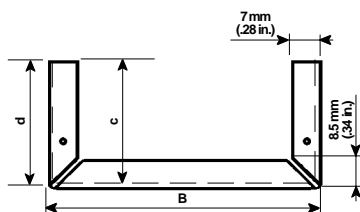
Base Top View



Cover Side View



Front View



Base Side View

### Internal Dimensions mm (in.)

| Type | a            | b           | c           | d           |
|------|--------------|-------------|-------------|-------------|
| A1-1 | 33.5 (1.32)  | 70.0 (2.76) | 26.0 (1.02) | 27.0 (1.06) |
| A1-2 | 53.5 (2.11)  | 70.0 (2.76) | 26.0 (1.02) | 27.0 (1.06) |
| A1-3 | 98.0 (3.86)  | 70.0 (2.76) | 26.0 (1.02) | 27.0 (1.06) |
| A1-4 | 139.0 (5.47) | 70.0 (2.76) | 26.0 (1.02) | 27.0 (1.06) |
| A1-5 | 33.5 (1.32)  | 70.0 (2.76) | 41.0 (1.61) | 42.0 (1.65) |
| A1-6 | 53.5 (2.11)  | 70.0 (2.76) | 41.0 (1.61) | 42.0 (1.65) |
| A1-7 | 98.0 (3.86)  | 70.0 (2.76) | 41.0 (1.61) | 42.0 (1.65) |
| A1-8 | 139.0 (5.47) | 70.0 (2.76) | 41.0 (1.61) | 42.0 (1.65) |

Please see page 84 for information on screws.

Please see page 82 for information on accessories.

Please see page 5 for information on packaging.

## Aluminum - A2

It features a two-tone color scheme, square corners and a slip-fit base and cover.

### Each Kit Includes

| Base | Cover | Screws |
|------|-------|--------|
| 1    | 1     | 4-SC10 |

### Assembly


1. Fit the cover over the flanged base.
2. Insert and tighten the 4 panhead, self-tapping Phillips screws to secure the cover.

### Materials

Base and cover: Aluminum (AL)  
Screws: Steel, Nickel Plated (SN)

### Standard Colors

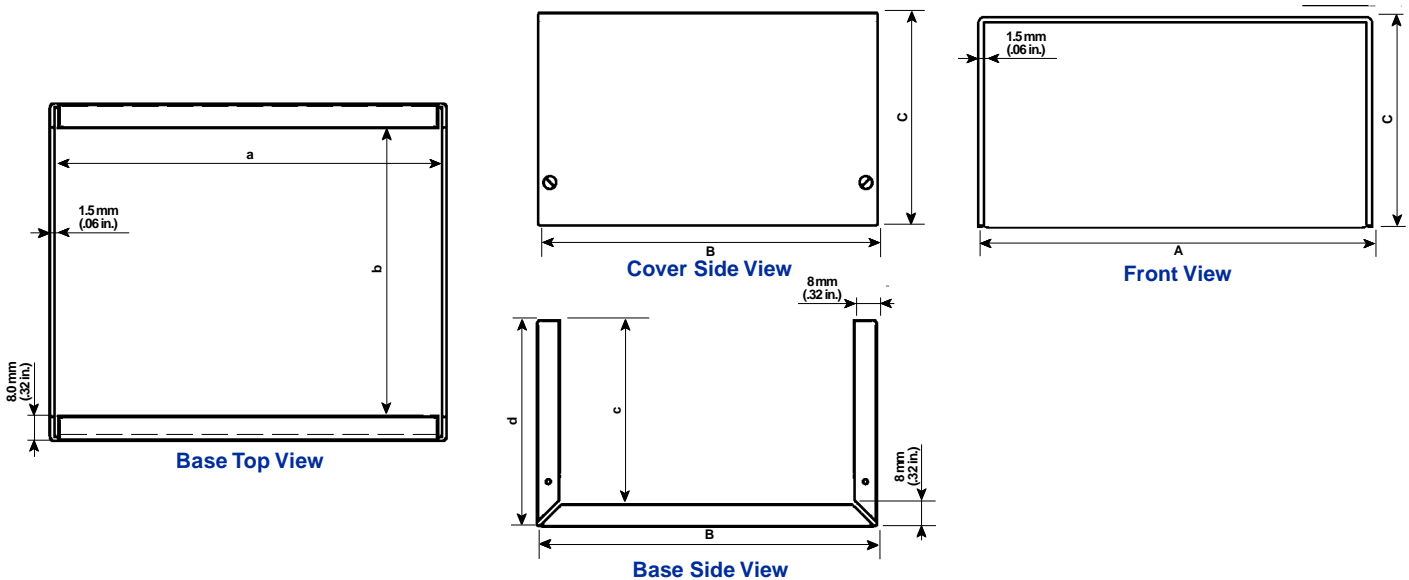
Base: Silver  
Cover: Black; glossy finish



### Ordering Information

### External Dimensions mm (in.) and Special Notes

| Type   | Cat. No. | Std. Pk. | A            | B            | C           |
|--------|----------|----------|--------------|--------------|-------------|
| A2-331 | 94.471   | 5        | 53.0 (2.09)  | 100.0 (3.94) | 63.0 (2.48) |
| A2-332 | 94.472   | 5        | 103.0 (4.06) | 100.0 (3.94) | 63.0 (2.48) |
| A2-333 | 94.473   | 1        | 153.0 (6.02) | 100.0 (3.94) | 63.0 (2.48) |
| A2-334 | 94.474   | 1        | 203.0 (7.99) | 100.0 (3.94) | 63.0 (2.48) |
| A2-335 | 94.475   | 1        | 237.0 (9.33) | 100.0 (3.94) | 63.0 (2.48) |



| Internal Dimensions mm (in.) |              |             |             |             |
|------------------------------|--------------|-------------|-------------|-------------|
| Type                         | a            | b           | c           | d           |
| A2-331                       | 47.0 (1.85)  | 97.0 (3.82) | 59.5 (2.34) | 61.0 (2.40) |
| A2-332                       | 97.0 (3.82)  | 97.0 (3.82) | 59.5 (2.34) | 61.0 (2.40) |
| A2-333                       | 147.0 (5.79) | 97.0 (3.82) | 59.5 (2.34) | 61.0 (2.40) |
| A2-334                       | 197.0 (7.76) | 97.0 (3.82) | 59.5 (2.34) | 61.0 (2.40) |
| A2-335                       | 231.0 (9.09) | 97.0 (3.82) | 59.5 (2.34) | 61.0 (2.40) |

Please see page 84 for information on screws.

Please see page 82 for information on accessories.

Please see page 5 for information on packaging.

## Aluminum - A3

It features square corners, a slip-fit base and cover and a two-tone color scheme. The base has four dimpled feet.

### Each Kit Includes

| Base | Cover | Screws |
|------|-------|--------|
| 1    | 1     | 4-SC10 |

### Assembly


1. Fit the flanged cover over the base.
2. Insert and tighten the 4 panhead, self-tapping Phillips screws to secure the cover.

### Materials

Base and cover: Aluminum (AL)  
Screws: Steel, Nickel Plated (SN)

### Standard Colors

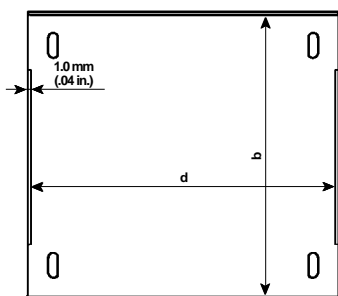
Base: Silver  
Cover: Black; glossy finish



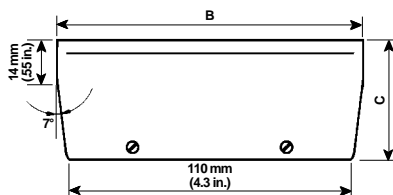
### Ordering Information

### External Dimensions mm (in.) and Special Notes


| Type    | Cat. No. | Std. Pk. | A            | B            | C           |
|---------|----------|----------|--------------|--------------|-------------|
| A3-CH/1 | 94.476   | 5        | 62.0 (2.44)  | 118.0 (4.65) | 48.0 (1.89) |
| A3-CH/2 | 94.477   | 1        | 124.0 (4.88) | 118.0 (4.55) | 48.0 (1.89) |
| A3-CH/3 | 94.478   | 1        | 164.0 (6.46) | 118.0 (4.55) | 48.0 (1.89) |
| A3-CH/4 | 94.479   | 1        | 224.0 (8.82) | 118.0 (4.55) | 48.0 (1.89) |
| A3-BC/1 | 94.480   | 5        | 62.0 (2.44)  | 118.0 (4.65) | 84.0 (3.31) |
| A3-BC/2 | 94.481   | 1        | 123.0 (4.84) | 118.0 (4.65) | 84.0 (3.31) |
| A3-BC/3 | 94.482   | 1        | 163.0 (6.42) | 118.0 (4.65) | 84.0 (3.31) |
| A3-BC/4 | 94.483   | 1        | 223.0 (8.78) | 118.0 (4.65) | 84.0 (3.31) |



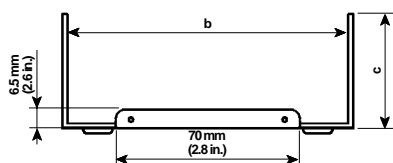
Base Top View



Cover Side View



Front View



Base Side View

### Internal Dimensions mm (in.)

| Type    | a            | b            | c           | d            |
|---------|--------------|--------------|-------------|--------------|
| A3-CH/1 | 59.0 (2.32)  | 108.0 (4.25) | 45.0 (1.77) | 56.0 (2.20)  |
| A3-CH/2 | 121.0 (4.76) | 108.0 (4.25) | 45.0 (1.77) | 119.0 (4.69) |
| A3-CH/3 | 161.0 (6.34) | 108.0 (4.25) | 45.0 (1.77) | 159.0 (6.26) |
| A3-CH/4 | 221.0 (8.70) | 108.0 (4.25) | 45.0 (1.77) | 219.0 (8.62) |
| A3-BO/1 | 59.0 (2.32)  | 108.0 (4.25) | 81.0 (3.19) | 56.0 (2.20)  |
| A3-BO/2 | 120.0 (4.72) | 108.0 (4.25) | 81.0 (3.19) | 118.0 (4.65) |
| A3-BO/3 | 160.0 (6.30) | 108.0 (4.25) | 81.0 (3.19) | 158.0 (6.22) |
| A3-BO/4 | 220.0 (8.66) | 108.0 (4.25) | 81.0 (3.19) | 218.0 (8.58) |

Please see page 84 for information on screws.

Please see page 82 for information on accessories.

Please see page 5 for information on packaging.

# Aluminum - A4

It features a two-tone color scheme, square corners and a slip-fit base and cover.

## Each Kit Includes

| Base | Cover | Screws |
|------|-------|--------|
| 1    | 1     | 4-SC10 |

## Assembly


1. Fit the cover over the flanged base.
2. Insert and tighten the 4 panhead, self-tapping Phillips screws to secure the cover.

## Materials

Base and cover: Aluminum (AL)  
Screws: Steel, Nickel Plated (SN)

## Standard Colors

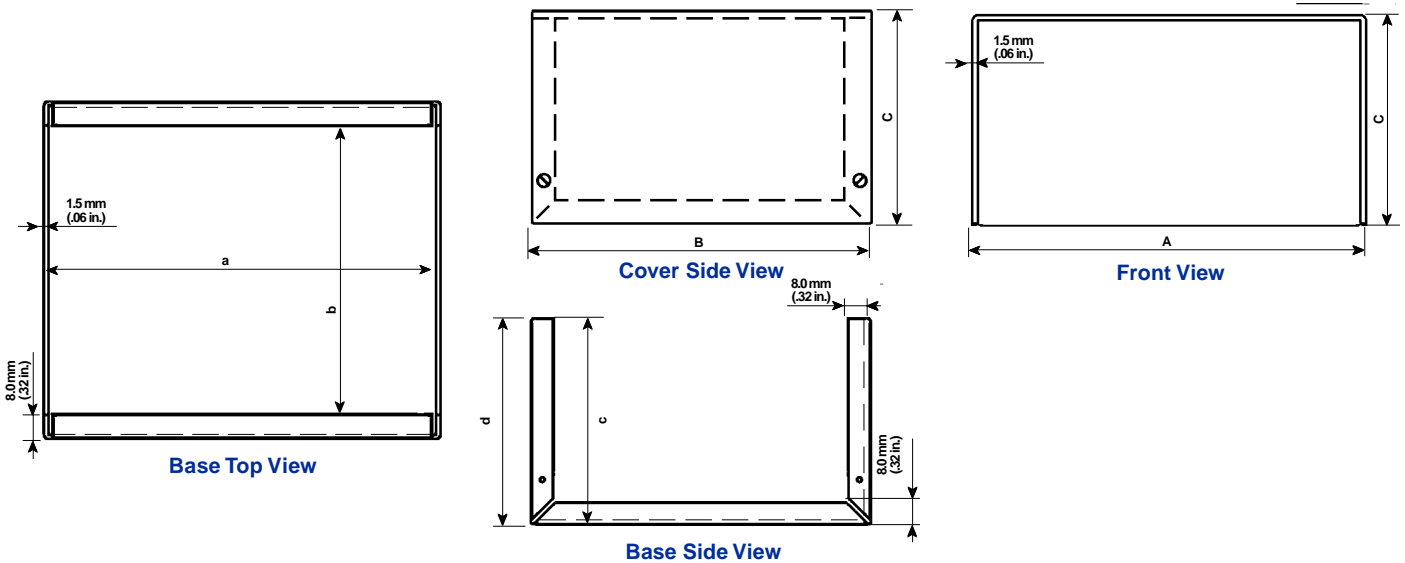
Base: Silver  
Cover: Black; glossy finish



## Ordering Information

## External Dimensions mm (in.) and Special Notes

| Type   | Cat. No. | Std. Pk. | A             | B            | C           |
|--------|----------|----------|---------------|--------------|-------------|
| A4-381 | 94.450   | 5        | 53.0 (2.09)   | 160.0 (6.30) | 69.5 (2.74) |
| A4-382 | 94.451   | 1        | 103.0 (4.06)  | 160.0 (6.30) | 69.5 (2.74) |
| A4-383 | 94.452   | 1        | 153.0 (6.02)  | 160.0 (6.30) | 69.5 (2.74) |
| A4-384 | 94.453   | 1        | 203.0 (7.99)  | 160.0 (6.30) | 69.5 (2.74) |
| A4-385 | 94.454   | 1        | 253.0 (9.96)  | 160.0 (6.30) | 69.5 (2.74) |
| A4-386 | 94.455   | 1        | 303.0 (11.93) | 160.0 (6.30) | 69.5 (2.74) |



| Internal Dimensions mm (in.) |               |              |             |             |
|------------------------------|---------------|--------------|-------------|-------------|
| Type                         | a             | b            | c           | d           |
| A4-381                       | 47.0 (1.85)   | 157.0 (6.18) | 66.0 (2.60) | 67.5 (2.66) |
| A4-382                       | 97.0 (3.82)   | 157.0 (6.18) | 66.0 (2.60) | 67.5 (2.66) |
| A4-383                       | 147.0 (5.79)  | 157.0 (6.18) | 66.0 (2.60) | 67.5 (2.66) |
| A4-384                       | 197.0 (7.76)  | 157.0 (6.18) | 66.0 (2.60) | 67.5 (2.66) |
| A4-385                       | 247.0 (9.72)  | 157.0 (6.18) | 66.0 (2.60) | 67.5 (2.66) |
| A4-386                       | 297.0 (11.69) | 157.0 (6.18) | 66.0 (2.60) | 67.5 (2.66) |

Please see page 84 for information on screws.

Please see page 82 for information on accessories.

Please see page 5 for information on packaging.

## Aluminum - A5

It has a two-tone color scheme, square corners and a slip-fit base and cover.

### Each Kit Includes

| Base | Cover | Screws |
|------|-------|--------|
| 1    | 1     | 8-SC10 |

### Assembly

1. Fit the cover over the flanged base.
2. Insert and tighten the 8 panhead, self-tapping Phillips screws to secure the cover.

### Materials

Base and cover: Aluminum (AL)  
Screws: Steel, Nickel Plated (SN)

### Standard Colors

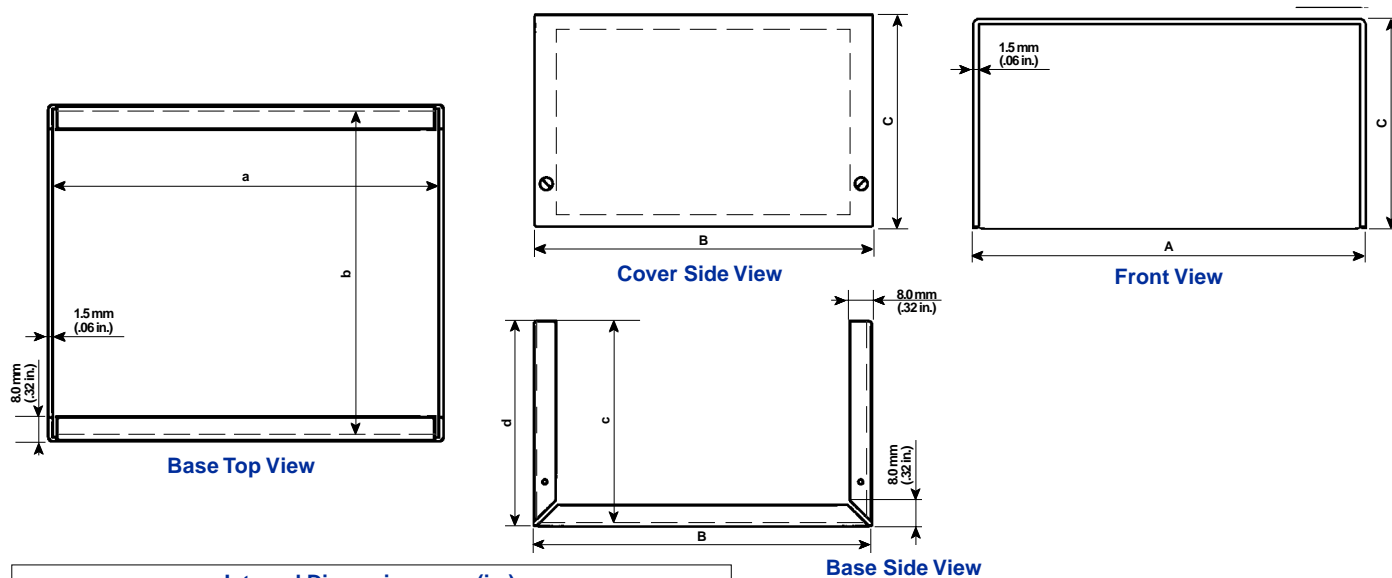
Base: Silver  
Cover: Black; glossy finish



### Ordering Information

### External Dimensions mm (in.) and Special Notes

| Type   | Cat. No. | Std. Pk. | A             | B            | C            |
|--------|----------|----------|---------------|--------------|--------------|
| A5-421 | 94.456   | 1        | 87.0 (3.43)   | 160.0 (6.30) | 100.0 (3.94) |
| A5-422 | 94.457   | 1        | 137.0 (5.39)  | 160.0 (6.30) | 100.0 (3.94) |
| A5-423 | 94.458   | 1        | 187.0 (7.36)  | 160.0 (6.30) | 100.0 (3.94) |
| A5-424 | 94.459   | 1        | 237.0 (9.33)  | 160.0 (6.30) | 100.0 (3.94) |
| A5-425 | 94.460   | 1        | 287.0 (11.30) | 160.0 (6.30) | 100.0 (3.94) |
| A5-426 | 94.461   | 1        | 337.0 (13.27) | 160.0 (6.30) | 100.0 (3.94) |
| A5-427 | 94.462   | 1        | 387.0 (15.24) | 160.0 (6.30) | 100.0 (3.94) |



### Internal Dimensions mm (in.)

| Type   | a             | b            | c           | d           |
|--------|---------------|--------------|-------------|-------------|
| A5-421 | 81.0 (3.19)   | 157.0 (6.18) | 96.5 (3.80) | 98.0 (3.86) |
| A5-422 | 131.0 (5.16)  | 157.0 (6.18) | 96.5 (3.80) | 98.0 (3.86) |
| A5-423 | 181.0 (7.13)  | 157.0 (6.18) | 96.5 (3.80) | 98.0 (3.86) |
| A5-424 | 231.0 (9.09)  | 157.0 (6.18) | 96.5 (3.80) | 98.0 (3.86) |
| A5-425 | 281.0 (11.06) | 157.0 (6.18) | 96.5 (3.80) | 98.0 (3.86) |
| A5-426 | 331.0 (13.03) | 157.0 (6.18) | 96.5 (3.80) | 98.0 (3.86) |
| A5-427 | 381.0 (15.00) | 157.0 (6.18) | 96.5 (3.80) | 98.0 (3.86) |

Please see page 84 for information on screws.

Please see page 82 for information on accessories.

Please see page 5 for information on packaging.